

# SW-HE24/3.0

## STRIP - STATIC WHITE



V/WATTS	RATED	CCT - LUMENS/CRI	<sup>2</sup> CONNECTOR/ WIRE IN	<sup>2</sup> CONNECTOR/ WIRE OUT	ILLUMINATED LENGTH (IN)
<b>SW-HE24/3.0</b> Voltage: 24 VDC Wattage: 3.0 W/ft	<b>DRY</b>	<b>20</b> - 2000K 362/93 <b>22</b> - 2200K 377/96 <b>24</b> - 2400K 391/97 <b>27</b> - 2700K 398/97 <b>30</b> - 3000K 407/98 <b>35</b> - 3500K 468/97 <b>40</b> - 4000K 462/97	<sup>1</sup> <b>BW</b> <sup>1</sup> <b>BRL</b> <sup>1</sup> <b>CLS</b>	<sup>1</sup> <b>CLS</b> <sup>1</sup> <b>BW</b> <sup>1</sup> <b>BRL</b>	<sup>2</sup> <b>2"-384"</b> OR <sup>2</sup> <b>MATCH</b> 2.00" increments Matches EXT length ordered
		<b>20</b> - 2000K 309/93 <b>22</b> - 2200K 341/96 <b>24</b> - 2400K 357/96 <b>27</b> - 2700K 369/97 <b>30</b> - 3000K 381/98 <b>35</b> - 3500K 427/98 <b>40</b> - 4000K 411/97			<sup>1</sup> <b>BW</b> <sup>1</sup> <b>BRL</b>

### ALL-HE STRIPS MUST BE USED WITH A COMPATIBLE EXTRUSION

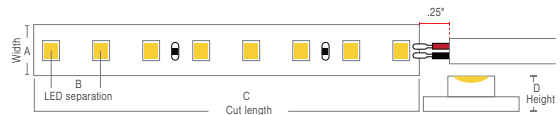
- NOTES:**
- Field modifications must comply with Q-Tran's installation methods otherwise warranty is null and void
  - All data has +/- 5% tolerance
  - 5 year warranty
  - <sup>1</sup> BW comes in standard 24"- request custom length (Max 120") by writing it in inches next to "BW" in the order code box (ex. BW48)
  - <sup>2</sup> Wire orientation for MATCH will be dictated by extrusion Feed In/Feed Out selection
  - Connector/Wire In or Out not needed to specify product. Standard configuration is BW for Wire In and CLS for Wire out

### TECHNICAL INFORMATION [Calculated L70 (6k) = 70000 hrs]

\*Tested with SW-HE24/3.0-DRY

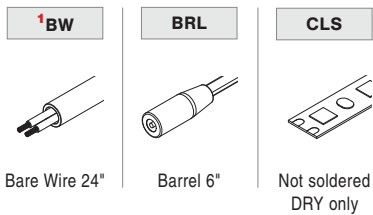
CCT	Lumen/ft	CRI Ra	CRI R9	TM30 Rf	TM30 Rg
2000K	362	93	61	91	101
2200K	377	96	90	93	98
2400K	391	97	94	92	98
2700K	398	97	96	93	100
3000K	407	98	96	93	100
3500K	468	97	93	91	98
4000K	462	97	97	91	98

### DIMENSIONS

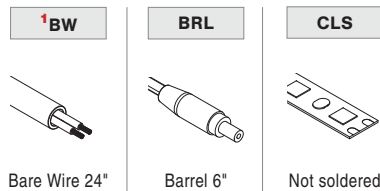


Section (in)	DRY	WET
A	0.47"	0.55"
B	0.24"	0.24"
C	2.00"	2.00"
D	0.07"	0.16"

### CONNECTOR/WIRE IN



### CONNECTOR/WIRE OUT



### COMPATIBLE EXTRUSIONS

SLIM	WIDE	ROND	VEGA	TORQ	TRE3	LALO	TALO	ARKA	TELA	VEVE	FLUR	LATO	MDIN
<input type="checkbox"/> DRY	<input checked="" type="checkbox"/> DRY	<input type="checkbox"/> DRY	<input type="checkbox"/> DRY	<input checked="" type="checkbox"/> DRY	<input checked="" type="checkbox"/> DRY	<input checked="" type="checkbox"/> DRY	<input checked="" type="checkbox"/> DRY	<input checked="" type="checkbox"/> DRY	<input checked="" type="checkbox"/> DRY	<input checked="" type="checkbox"/> DRY	<input checked="" type="checkbox"/> DRY	<input checked="" type="checkbox"/> DRY	<input checked="" type="checkbox"/> DRY
<input type="checkbox"/> DMP	<input type="checkbox"/> DMP	<input type="checkbox"/> DMP	<input type="checkbox"/> DMP	<input type="checkbox"/> DMP	<input type="checkbox"/> DMP	<input type="checkbox"/> DMP	<input type="checkbox"/> DMP	<input type="checkbox"/> DMP	<input type="checkbox"/> DMP	<input type="checkbox"/> DMP	<input type="checkbox"/> DMP	<input type="checkbox"/> DMP	<input type="checkbox"/> DMP
<input type="checkbox"/> ENC	<input type="checkbox"/> ENC	<input type="checkbox"/> ENC	<input type="checkbox"/> ENC	<input type="checkbox"/> ENC	<input type="checkbox"/> ENC	<input type="checkbox"/> ENC	<input type="checkbox"/> ENC	<input type="checkbox"/> ENC	<input type="checkbox"/> ENC	<input type="checkbox"/> ENC	<input type="checkbox"/> ENC	<input type="checkbox"/> ENC	<input type="checkbox"/> ENC
<input type="checkbox"/> WET	<input checked="" type="checkbox"/> WET	<input type="checkbox"/> WET	<input type="checkbox"/> WET	<input type="checkbox"/> WET	<input type="checkbox"/> WET	<input type="checkbox"/> WET	<input type="checkbox"/> WET	<input type="checkbox"/> WET	<input type="checkbox"/> WET	<input type="checkbox"/> WET	<input type="checkbox"/> WET	<input type="checkbox"/> WET	<input type="checkbox"/> WET

PROJECT NAME	DATE	COMPANY	TYPE	NOTE